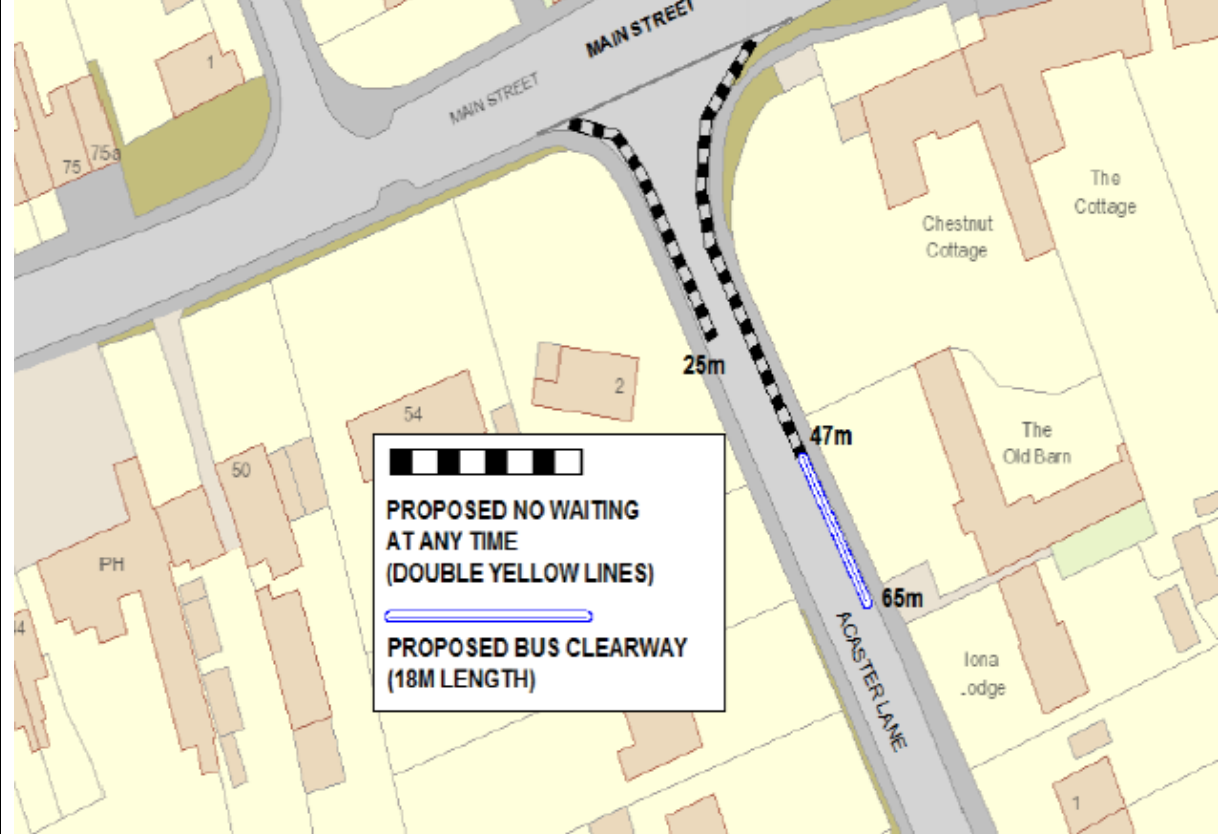
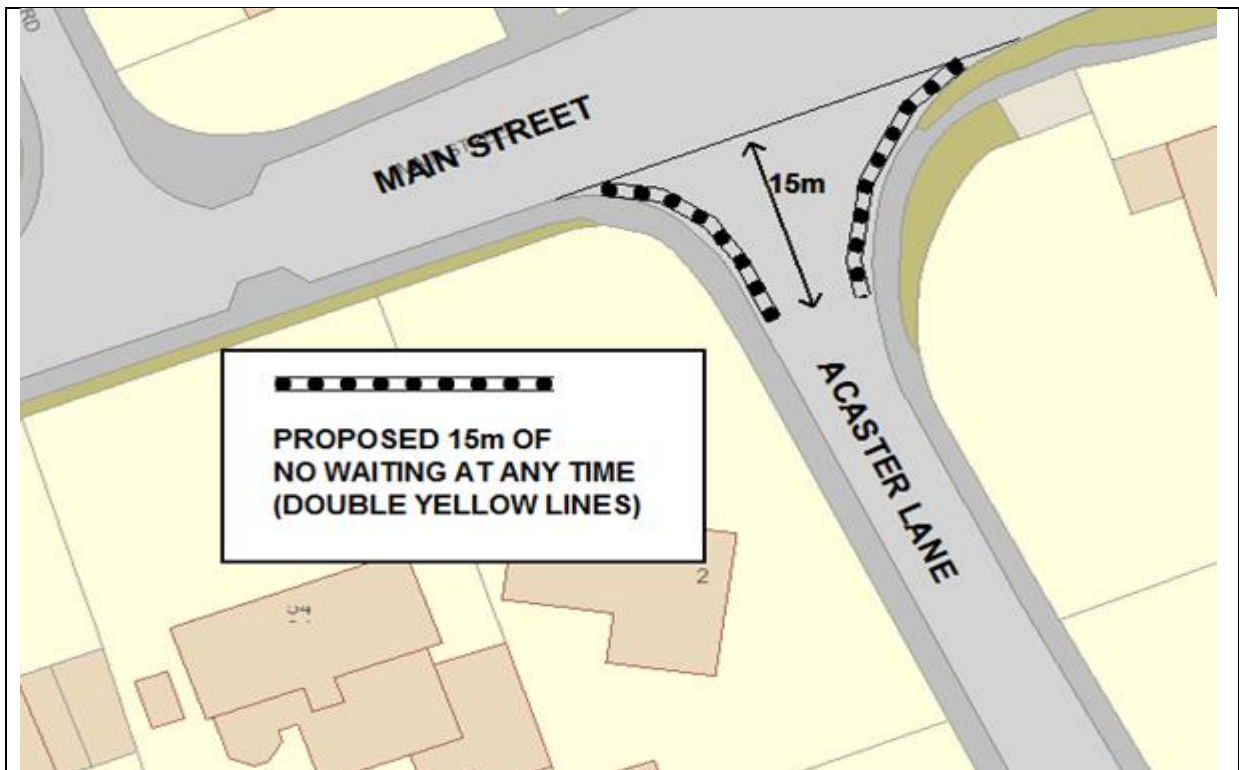


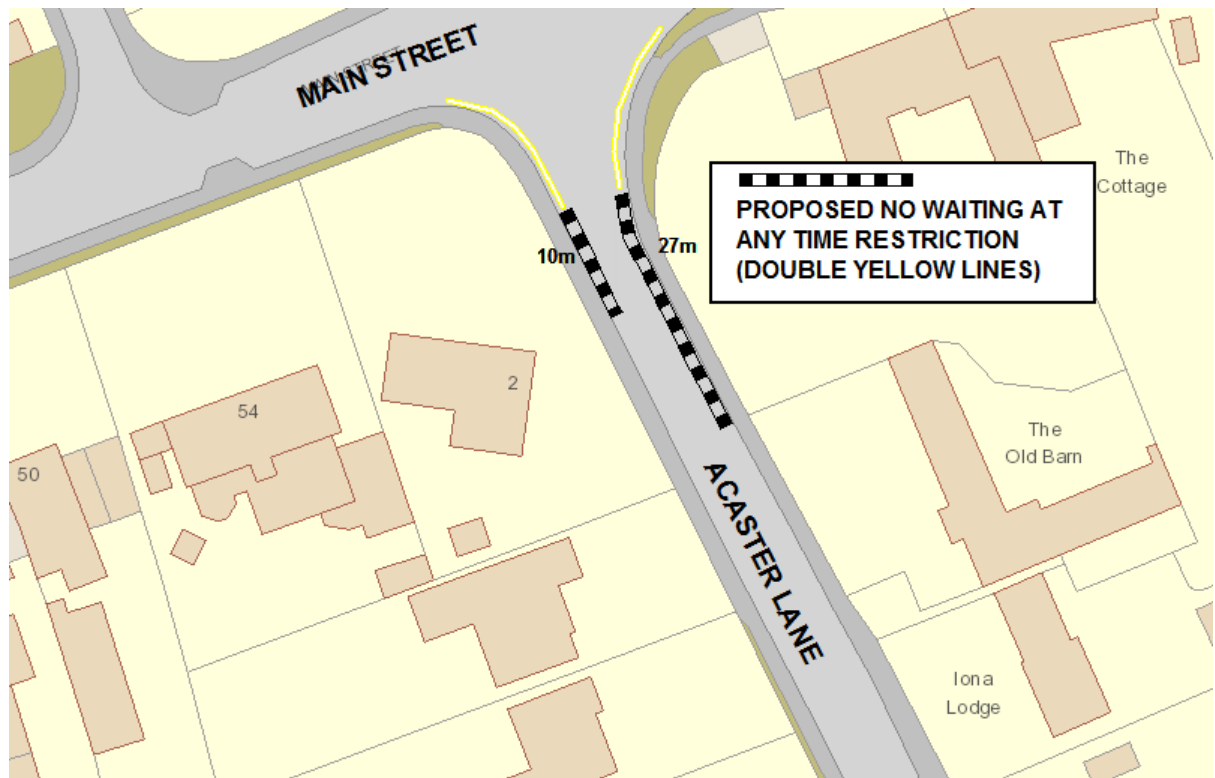
## Annex B Bishopthorpe Ward

<b>B1</b>	Location: Acaster Lane
<b>Nature of problem and requested solution</b> The Parish Council, local ward councillors and a resident has asked us to consider further restrictions due to vehicles parking close to the junction. Request to implement the previously advertised plan.	
<b>Background information</b> In the last annual review it was resolved to implement a lesser restriction than advertised due to some objections we received. We received 4 representations in support and 2 in objection. Plan of proposed restrictions below.	
 <p>Plan of implemented lesser restriction below.</p>	



**Recommendation**

To advertise a revised plan of no waiting at any time restrictions to gauge the response of residents following the recently implemented restrictions.



**Cost:** Lining works: £40.00

Advertising + Making: £500.00

**Total: £540.00**

**B2****Location: Keble Park North/ Lamplugh Crescent****Nature of problem and requested solution**

A resident has requested restrictions due to vehicles parking close to the junction. Resident states the vehicles are visitors to the Bishopthorpe Park.

**Background information**

The Bishopthorpe Park vehicle entrance is accessed via Lamplugh Crescent. The Parish Council have confirmed this entrance is not used by the public and only when any maintenance works are being carried out.

**Recommendation**

No further action. Site visits at peak and non peak times have not witnessed any vehicles parking close to the junction.

**Cost:** Lining works: N/A

Advertising + Making: N/A

**Total: N/A**

## Ward councillor comments

### Cllr. Nicholls comments:

Slightly confused by B1 if the proposal is 27m not 10m then that is great news. There will be a plenty of support for the longer double yellow lines.

B2 is correct, any restrictions close to the park would just move any people who travel to the park to park a little further down the road. Locals tend to walk to the park.